

Lesson 1

Out comes:

greet someone
respond when someone greets us
ask someone their name
tell someone our names

Vocabulary:

Les salutations

Bonjour
À bientôt
Au revoir
Bon appétit
Salut
Bon week-end
Bienvenue
Monsieur
Madame
Mademoiselle

L'appel

Absent
Absente
Oui
Non

Les présentations

Comment tu t'appelles?
Je m'appelle...
Et toi?
C'est qui?
Je/J'
Tu

Greetings

hello/good morning/good afternoon
see you soon
goodbye
enjoy your meal
hi/hello (informal)
have a good weekend
welcome
Mr.
Mrs.
Miss

The register

absent (for a boy)
absent (for a girl)
yes
no

Introductions

What's your name?
My name is...
What about you?
Who is it?
I
you

Lesson

1. Introduction of the vocabulary:
2. Game: card race
Each pupil but 2 is presented with a card with a French name on it.
The 2 pupils need to find 5 matching cards, by asking people for their name. The first one to have collected the 5 cards wins the race.
3. Worksheet (from "Metro 1 - cahier d'exercice B" p4 or "Developing French - Livre 1" p11)

Isabelle	Isabelle	Isabelle	Isabelle	Isabelle
Marc	Marc	Marc	Marc	Marc
Jean	Pierre	Yannick	Olivier	Daniel
Marie	Cécile	Nadine	Annie	Aurélie
Noémie	Gaël	Antoine	Pascale	Yves

(photocopy on card paper)

Lesson 2

Outcomes:

- sing the alphabet song
- spell our names
- write down correctly spelt out words

Vocabulary:

Aa	[ah]	Pp	[peh]
Bb	[beh]	Qq	[kuh]
Cc	[seh]	Rr	[err]
Dd	[deh]	Ss	[ess]
Ee	[uh]	Tt	[teh]
Ff	[eff]	Uu	[uh]
Gg	[jeh]	Vv	[weh]
Hh	[ash]	Ww	[dooblweeh]
Ii	[ee]	Xx	[eeks]
Jj	[jee]	Yy	[eegrek]
Kk	[kah]	Zz	[zed]
Ll	[el]		
Mm	[em]		
Nn	[en]		
Oo	[oh]		

Une lettre

Ça commence par...

Comment ça s'écrit?

A letter

It begins with...

How do you spell it?

Lesson

1. Revision of previous lesson (greetings and introductions)
2. Introduce alphabet (use alphabet song or any other way)
3. Hangman (use French towns, common words used in English)
4. Spell names of pupils in the class, rest of class needs to guess who it is.

Lesson 3

Outcomes:

ask people how they are
say how we are
+ Revision

Vocabulary:

Comment tu vas


























Ça va?
Ça va (merci)
Ça va (très) bien
Comme ci comme ça
Ça va mal
Et toi - ça va?

How you are


How are you?
Fine (thanks)
Very well (indeed)
so-so
Not too good/Things aren't going well
And what about you - how are you?

Lesson


1. Revision of previous lesson (alphabet)
2. Revision of greetings and introductions
3. Introduce asking how people are (using flashcards provided or miming)
4. Game: card race
Each pupil but 2 is presented with a card with a French name and an emotion on it. The 2 pupils need to find 3 matching cards, by asking people for their name and how they are. The first one to have collected the 3 cards wins the race.

Isabelle 	Isabelle 	Isabelle 	Isabelle 	Isabelle 
Marc 	Marc 	Marc 	Marc 	Marc 
Jean 	Pierre 	Yannick 	Olivier 	Daniel 
Marie 	Cécile 	Nadine 	Annie 	Aurélien 
Noémie 	Gaël 	Antoine 	Pascale 	Yves 


(photocopy on card paper)



Ça va mal



Ça va bien!



Comme-ci,
comme-ça

Lesson 4

Outcomes:

say and spell the days
say and spell the months
say and spell the seasons

Vocabulary:

Les jours de la semaine

lundi
mardi
mercredi
jeudi
vendredi
samedi
dimanche
C'est quel jour aujourd'hui?
Aujourd'hui c'est lundi

Les mois

janvier
février
mars
avril
mai
juin
juillet
août
septembre
octobre
novembre
décembre

Les saisons

le printemps
l'été
l'automne
l'hiver

The Days of the Week

Monday
Tuesday
Wednesday
Thursday
Friday
Saturday
Sunday
What day is it today?
Today it's Monday

The Months

January
February
March
April
May
June
July
August
September
October
November
December

The seasons

Spring
Summer
Autumn
Winter

Lesson

1. Revision of previous lesson (how you are)
2. Introduce days of the week (song - frère Jacques tune)
3. Introduce months (written down and compare with English)
4. Hangman
5. Worksheet (from "Developing French - Livre 3" p11 or p13)

Lesson 5

Outcomes:

follow our teacher's instructions

Vocabulary:

Écoute!	Listen
Parle!	Speak
Regarde!	Look/Watch
Lis!	Read
Lève-toi!	Stand up
Assieds-toi!	Sit down
Viens ici!	Come here
Écris!	Write
Silence	Silence/Quiet
Lève la main!	Put your hand up
Répétez	Repeat
S'il vous plaît	Please
Jacques a dit	Simon says

Lesson

1. Revision of previous lesson (days, months, seasons)
2. Introduce classroom instructions (miming or flashcards)
3. Game: Jacques a dit (Simon says. Pupils follow the instructions)
4. Worksheet (from "Developing French - Livre 1" p13)

Écoute!



Parle!




Regarde!



Lis!



Lève-toi!




Assieds-toi!



Viens-ici!



Écris!



Silence!



Lève la main!



Lesson 6

Outcomes:

- count from 1-12
- say what age we are
- ask someone how old they are

Vocabulary:

Les nombres

un
deux
trois
quatre
cinq
six
sept
huit
neuf
dix
onze
douze

L'âge

J'ai dix ans
J'ai onze ans
Tu as quel âge?

Numbers

one
two
three
four
five
six
seven
eight
nine
ten
eleven
twelve

The age

I'm ten
I'm eleven
How old are you?

Lesson

1. Revision of previous lesson (classroom instructions)
2. Introduce numbers
3. Game: "Douze" (Pupils stand in a circle and will count from 1 to 12, but saying only one, two or three numbers. The pupil who will have to say "douze" is out and has to sit down. The one following starts counting again. It is a good idea to use this game as a competition between boys and girls, getting the kids to use more strategy to get the other team out.)
4. Worksheet (from "Developing French - Livre 1" p14 or p15 and "livre 3" p16)

Lesson 7

Outcomes:

- say what the weather is like
- talk about the weather in different months
- talk about the weather in different seasons

Vocabulary:

Le temps


Quel temps fait-il aujourd'hui?
Il y a du brouillard
Il y a du soleil
Il y a du vent
Il y a des orages
Il pleut
Il neige
Il fait chaud
Il fait froid


The Weather

What's the weather like today?
It's foggy
It's sunny
It's windy
There are thunderstorms
It's raining
It's snowing
It's hot
It's cold

Lesson


1. Revision of previous lesson (numbers 1-12)
2. Revision of months and seasons
3. Introduce weather (flashcards)
4. Game: Kim's game (flashcards in the middle, one pupil goes out, teacher takes a card away. When the pupil comes back, he/she needs to find out which one is missing)
5. Game: miming (pupils mime a weather and the rest of the class guesses which one it is)
6. Game: Pairs (pupils to match up word and picture).
7. Worksheet (from "Developing French - Livre 3" p19 or p21 or p22)



























Il y a du brouillard		Il y a du soleil	
Il y a du vent		Il y a des orages	
Il pleut		Il neige	
Il fait chaud		Il fait froid	

to be photocopied on card an cut out.

Lesson 8

Outcomes:

- count from 13-31
- say today's date
- say our birthdays
- say other important dates

Vocabulary:

Les nombres

treize
quatorze
quinze
seize
dix-sept
dix-huit
dix-neuf
vingt
vingt-et-un
vingt-deux
vingt-trois
vingt-quatre
vingt-cinq
vingt-six
vingt-sept
vingt-huit
vingt-neuf
trente
trente-et-un

Numbers

thirteen
fourteen
fifteen
sixteen
seventeen
eighteen
nineteen
twenty
twenty-one
twenty-two
twenty-three
twenty-four
twenty-five
twenty-six
twenty-seven
twenty-eight
twenty-nine
thirty
thirty-one

Lesson

1. Revision of previous lesson (weather)
2. Introduce numbers (13-31)
3. Number dictation
4. Game: Bingo
5. Introduce date in French
6. Game: all the pupils write their birthday on a bit of paper that will go into a hat. Teacher picks a paper, says the date in French and the pupil whose birthday it is has to stand up.
7. Game: Pairs (pupils to match up word and number).
8. Worksheet (from "Developing French - Livre 1" p19 or "Developing French - Livre 3" p14-15 or p12)

13	treize	23	vingt-trois
14	quatorze	24	vingt-quatre
15	quinze	25	vingt-cinq
16	seize	26	vingt-six
17	dix-sept	27	vingt-sept

18	dix-huit	28	vingt-huit
19	dix-neuf	29	vingt-neuf
20	vingt	30	trente
21	vingt-et-un	31	trente-et-un
22	vingt-deux		

Lesson 9

Outcomes:

- name the things we use in class
- say what we have
- say what we don't have

Vocabulary:

Mes affaires

un cahier
un crayon
un feutre
une gomme
un livre
une règle
un stylo
un stylo à bille
un taille-crayon
une trousse


My things


an exercise book
a pencil
a felt-tip pen
a rubber
a textbook
a ruler
a pen
a ballpoint pen
a pencil sharpener
a pencil case

Lesson

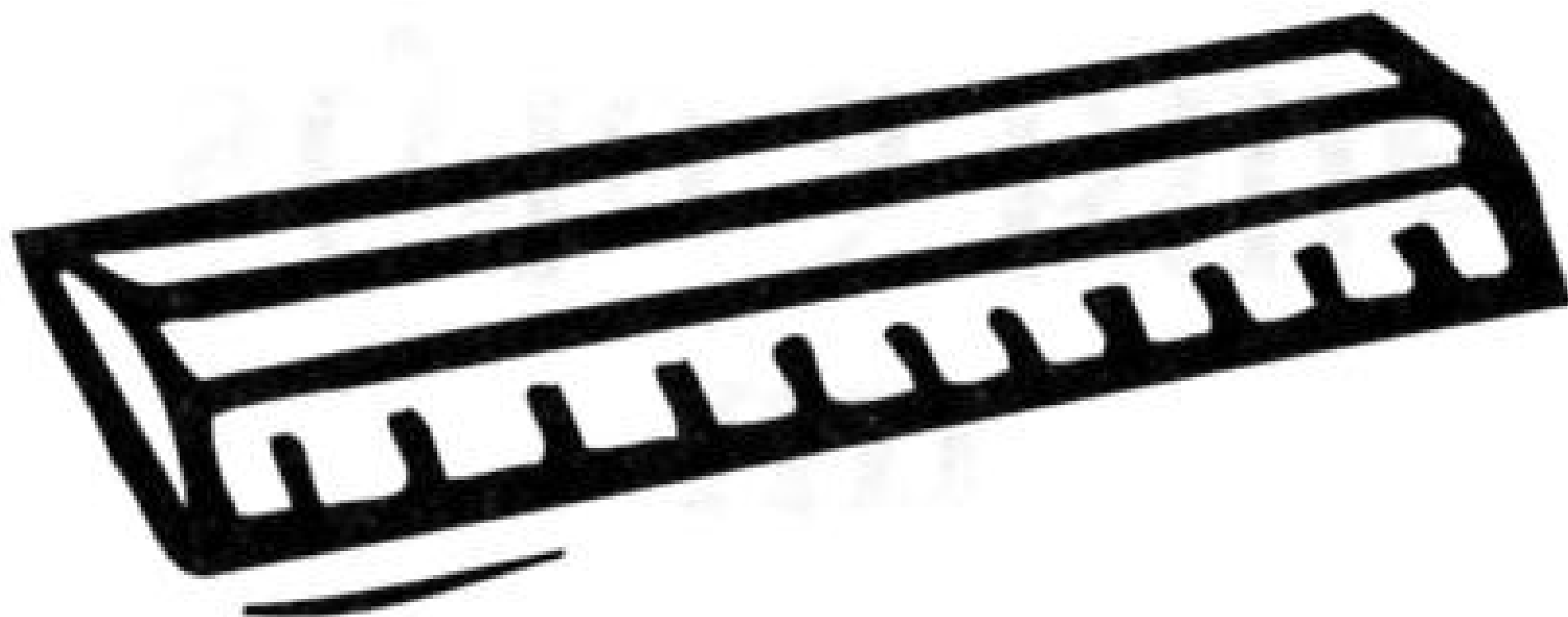
1. Revision of previous lesson (numbers 13-31)
2. Introduce classroom objects (using flashcards)
3. Game: Kim's game
4. Game: pairs
5. Game: Guess what. Teacher takes a classroom object in his hand and hides it behind his/her back. Pupils have to guess which one it is.
6. Worksheet (from "Developing French - Livre 1" p20-21 or p24)














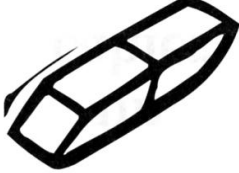

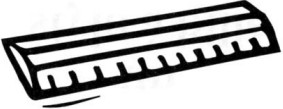














un cahier		un crayon	
un feutre		une gomme	
un livre		une règle	
un stylo		un stylo à bille	
un taille-crayon		une trousse	

Lesson 10

Outcomes:

say please and thank you
ask what colour something is
say what colour something is

Vocabulary:

Les couleurs	Colours
Bleu(e)	blue
noir(e)	black
gris(e)	grey
vert(e)	green
violet(te)	purple
blanc(he)	white
rouge	red
rose	pink
jaune	yellow
orange	orange
marron	brown
C'est de quelle couleur?	What colour is it?

Lesson

1. Revision of previous lesson (classroom objects)
2. Introduce colours (using flashcards or pointing at different colours in the class)
3. Game: "Jacques a dit" (Simon Says, but pupils have to point at the colour in the classroom. For example, "Jacques a dit: blanc!" pupils will point at a white ceiling or a white poster.)
4. Game: Guess what. (Teacher describes a flag of the world, pupils have to find out which country it is. For example "C'est bleu, blanc et rouge", pupils can guess it is France. If the teacher makes the gestures to indicate the direction of the colour, it makes guessing for the pupils easier.)
5. Worksheet (from "Developing French - Livre 2" p21 or Métro 1A p10)

Bleu

Noir

Gris

vert

violet

Blanc

Rouge

Rose

Jaune

Orange

Marron

Lesson 11

Outcomes:

- ask where someone lives
- say where we live
- say what part of the country we live in
- talk about the weather around the world

Vocabulary:

Les pays

L'Allemagne
L'Angleterre
L'Autriche
L'Espagne
La Belgique
L'Écosse
L'Irlande
La Grande-Bretagne
La France
L'Italie
La Suisse
Le Luxembourg
Le pays de Galles
Où habites-tu?
J'habite à ...
J'habite en/au/aux

Countries

Germany
England
Austria
Spain
Belgium
Scotland
Ireland
Great Britain
France
Italy
Switzerland
Luxemburg
Wales
Where do you live?
I live in..... (name of town)
I live in ... (name of country)

Lesson

1. Revision of previous lesson (colours)
2. Introduce countries (using flashcards)
3. Game: Kim's game
4. Game: Guess what. (Teacher describes a flag, pupils have to find out which country it is. For example "C'est bleu, blanc et rouge", pupils can guess it is France. If the teacher makes the gestures to indicate the direction of the colour, it makes guessing for the pupils easier.)
5. Running dictation (kids in groups of 4-5 with a runner and 3-4 scribes. Each group is allocated a text, which is placed somewhere in the classroom. The runner has to go to the text, read a passage, memorise it, go back to his/her group and dictated the passage to the scribes. Spelling and accents count. The first group to finish writing out the text has won the race.)
6. Game: Pairs game
7. Worksheet (from "Developing French - Livre 2" p57 or Métro 1A p14 or "Developing French - Livre 3" p 25)

Running dictation

1

Voici la météo de l'Écosse:

Samedi: dans le nord, il pleut. Dans le sud, il y a du vent. Dans l'est, il y a du soleil. Dans l'ouest, il y a des nuages.

Dimanche: il y a du soleil dans le nord. Il pleut dans le sud. Il y a du vent dans l'ouest et il neige dans l'est.

2

Voici la météo de l'Angleterre:

Samedi: dans le nord, il fait beau. Dans le sud, il y a des nuages. Dans l'est, il y a de l'orage. Dans l'ouest, il y a du vent.

Dimanche: il y a du vent dans le nord. Il neige dans le sud. Il y a des nuages dans l'ouest et il pleut dans l'est.

3

Voici la météo de la France:

Samedi: dans le nord, il pleut. Dans le sud, il y a du soleil. Dans l'est, il y a des nuages. Dans l'ouest, il fait mauvais.

Dimanche: il y a des orages dans le nord. Il pleut dans le sud. Il y a du vent dans l'ouest et il fait beau dans l'est.

4

Voici la météo de l'Allemagne:

Samedi: dans le nord, il fait mauvais. Dans le sud, il y a du vent. Dans l'est, pleut. Dans l'ouest, il neige.

Dimanche: il y a du soleil dans le nord. Il pleut dans le sud. Il y a du brouillard dans l'ouest et il neige dans l'est.







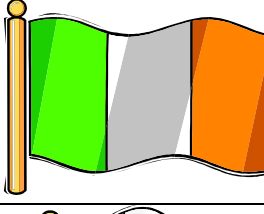






5

Voici la météo de l'Espagne:


Samedi: dans le nord, il fait beau. Dans le sud, il y a du soleil. Dans l'est, fait chaud. Dans l'ouest, il y a du vent.


Dimanche: il y a du vent dans le nord. Il fait chaud dans le sud. Il y a des nuages dans l'ouest et il fait beau dans l'est.


(texts to be photocopied and cut out)


L'Allemagne		L'Angleterre	
L'Autriche		L'Espagne	
La Belgique		L'Écosse	
L'Irlande		La Grande-Bretagne	
La France		L'Italie	
La Suisse		Le Luxembourg	
Le pays de Galles			



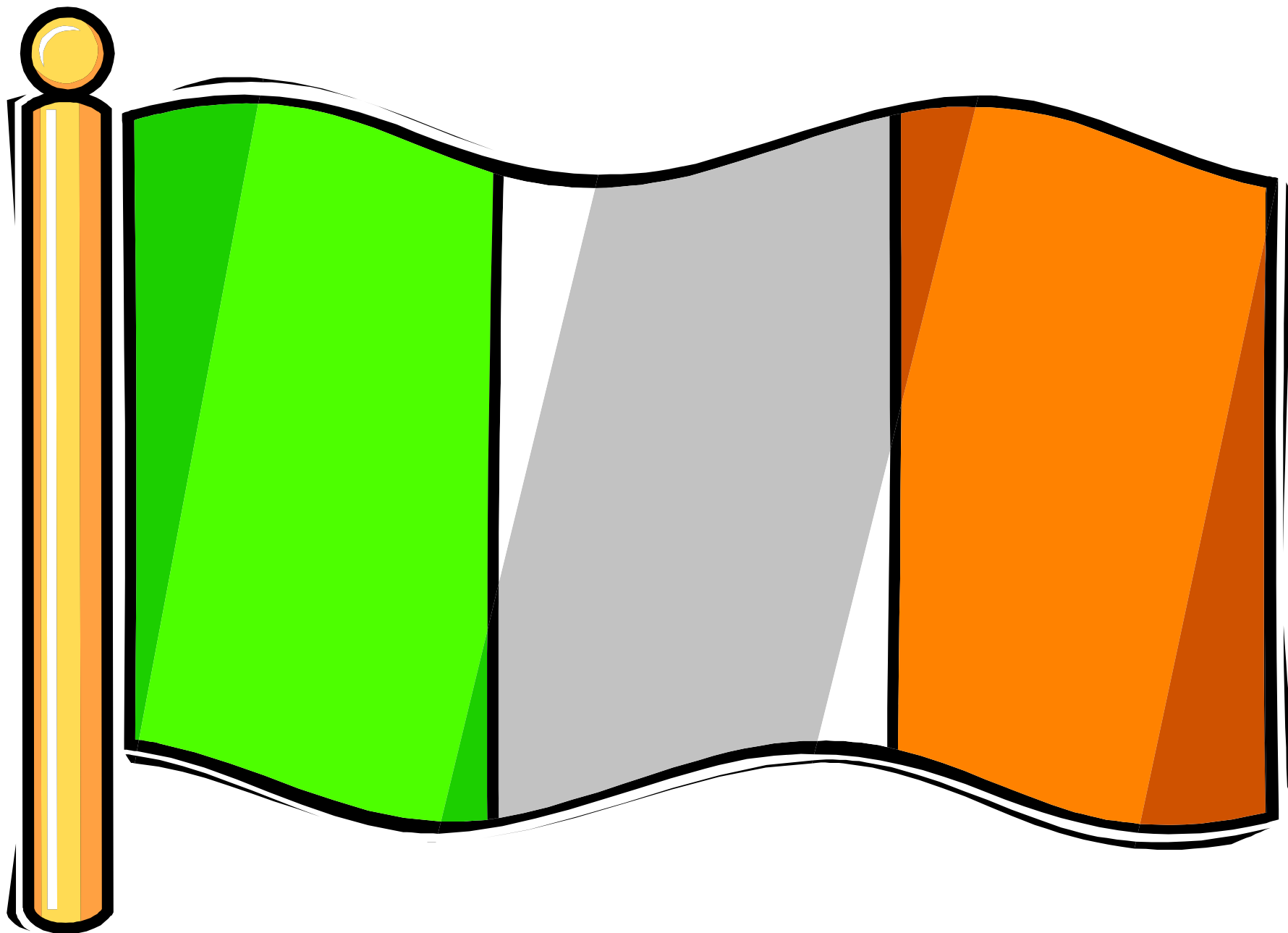





























Lesson 12

Outcomes:

say our nationality

Vocabulary:

Les nationalités

Je suis...

anglais/ anglaise

belge/ belge

écossais/ écossaise

espagnol/ espagnole

français/ française

gallois/ galloise

irlandais/ irlandaise

italien/ italienne

Nationalities

I am...

English

Belgian

Scottish

Spanish

French

Welsh

Irish

Italian

Lesson

1. Revision of previous lesson (countries)
2. Introduce nationalities (using flashcards used for countries)
3. Game: Teacher tells of a celebrity, the pupils have to find the nationality (e.g. Thierry Henry - French)
4. Game: Guess what. (Teacher a nationality, pupils have to find out who it is. For example, teacher mimes moustaches, pupils guess a French person.)

Lesson 13

Outcomes:

name the members of our family

say the names and ages of our brothers and sisters

Vocabulary:

As-tu des frères et soeurs? Have you any brothers and sisters?

J'ai...

I have

un frère

a brother

une soeur

a sister

deux frères

two brothers

deux soeurs

two sisters

un demi-frère

a half-brother

une demi-soeur

a half-sister

Je n'ai pas de frères et soeurs I haven't any brothers and sisters

Je suis fils/fille unique I'm an only child (son/daughter)

mon père my father

mon grand-père my grandfather

Ma mère my mother


ma grand-mère my grandmother

Lesson

1. Revision of previous lesson (nationalities)
2. Introduce family (using flascards of the Simpsons)
3. Game: Pairs
4. Game: les sept familles (Happy families) ("Developing French - livre 1" p56-57)
5. Worksheet (from "Developing French - Livre 1" p52-53 or p54-55)




Mon père



Ma soeur



Ma mère



Mon frère



Mon grand-père



Ma grand-mère

Lesson 14

Out comes:

- say the names of common pets
- say what pets I have
- say their names, ages and colour

Vocabulary:

Les animaux domestiques

Un chien

Un chat

Un poisson

Un lapin

Un hamster

Un poney

Un cochon d'inde

Un oiseau

Une souris

Une tortue

Un serpent

Un rat

Tu as un animal?

Oui, j'ai un/une...

Je n'ai pas d'animal

Comment il/elle s'appelle?

Il/Elle s'appelle ...

Il/Elle est de quelle couleur?

Il/Elle est ...

blanc

noir

brun

Il/Elle a quel âge?

Il/Elle a ... ans

Pets

a dog

a cat

a fish

a rabbit

a hamster

a pony

a guinea pig

a bird

a mouse

a tortoise

a snake

a rat

Do you have any pets?

Yes, I have a...

I don't have any pets

What's its name?

It is called ...

What colour is it?

It is...

white

black

brown

How old is it?

It is ... years old

Lesson













5. Introduction of the vocabulary (flashcards)








6. Game: card race

Each pupil but 2 is presented with a card with an animal and its name and age on it. The 2 pupils need to find 4 matching cards, by asking people for their pet. The first one to have collected the 5 cards wins the race.

7. Pairs game


8. Worksheet

Un chien		Un poisson	
Un lapin		Un chat	
Un hamster		Un cochon d'Inde	
Un poney		Un oiseau	
Une souris		Un serpent	
Une tortue		Un rat	

			
Renée - 12 ans	Renée - 12 ans	Renée - 12 ans	Renée - 12 ans
			
Marcel - 3 ans	Marcel - 3 ans	Marcel - 3 ans	Marcel - 3 ans
			
Gatou - 4 ans	Minou - 5 ans	Tam - 6 ans	Jules - 1 an
			
Doudou - 3 ans	Médor - 7 ans	Orage - 10 ans	Tempête - 8 ans
			
Caro - 3 ans	Lapinou - 2 ans	Mado - 11 ans	Aliénore - 6 ans
			
Papou - 7 ans	Robert - 3 ans	Globule - 6 mois	Pourpre - 1 an































Lesson 15

Out comes:














- say the names of some wild animals
- say the names of some farm animals
- say what animals I like/dislike
- say what there is

Vocabulary:

Au zoo	At the zoo
Un lion	a lion
Un tigre	a tiger
Un éléphant	an elephant
Un zèbre	a zebra
Un singe	a monkey
Un pingouin	a penguin
Un gorille	a gorilla
Un hippopotame	a hippopotamus
Une araignée	a spider
Un dauphin	a dolphin
Une girafe	a giraffe
Un ours	a bear
Un ours blanc	a polar bear
Il y a des lions	there are lions
J'aime les singes	I like monkeys
Je n'aime pas les oiseaux	I don't like birds
Je préfère les éléphants	I prefer elephants


Lesson

1. Introduction of the vocabulary (flashcards)
2. Describe where the animals live (e.g OÙ habite le lion? Il habite en Afrique!)
3. Pairs game
4. Design a zoo and label the different cages


Un lion		Un ours blanc		Un éléphant		
Une araignée		Un ours		Un hippopotame		Un singe
Une girafe		Un gorille		Un dauphin		
Un pingouin		Un zèbre		Un tigre		
































Lesson 16

Out comes:

- count from 30-60
- understand money (euros)
- understand prices

Vocabulary:

Les nombres 30-60

trente
trente et un
trente-deux
quarante
cinquante
soixante

L'argent

Un euro
un cent/centime
C'est combien?

Numbers 30-60

30
31
32
40
50
60

Money

a euro
a cent
What does it cost?

Lesson

1. Introduction of the vocabulary
2. Game: hangman
3. Mental arithmetic
4. Bingo

Lesson 17

Out comes:

tell the time
say when things happen
count from 1-60

Vocabulary:

Dire l'heure

Une heure
Deux heures
Une minute
Midi
Minuit
Le matin
L'après-midi
Un quart
Demi(e)
Quelle heure est-il?
Il est trois heures
Il est trois heures dix
Il est trois heures et quart
Il est trois heures et demie
Il est quatre heures moins le quart

Telling the time

an hour/one o'clock
two o'clock
a minute
midday
midnight
the morning
the afternoon
quarter
half
What time is it?
It's 3 o'clock
It's 10 past 3
It's quarter past 3
It's half past 3
It's quarter to 4

les repas

Le petit déjeuner

Le déjeuner

Le dîner

Chez moi

Chez toi

Le petit déjeuner est à sept heures.

de deux heures à trois heures

Meals

breakfast

lunch

dinner

at my house

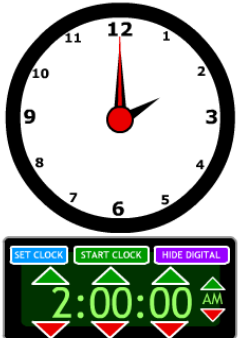
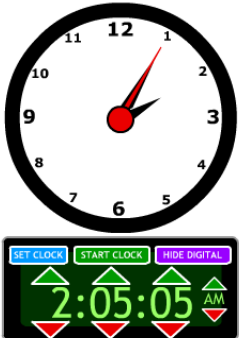




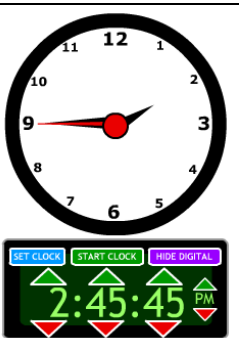
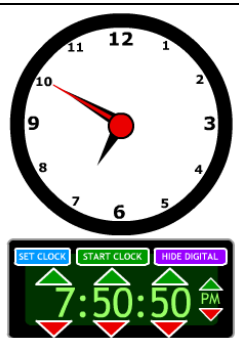

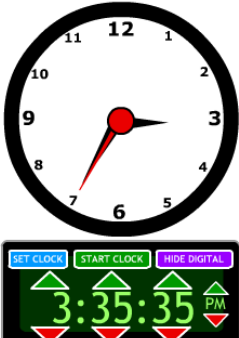
at your house

Breakfast is at 7 o'clock

from 2 til 3 o'clock

Lesson

1. Introduction of the vocabulary (with a clock if possible)
2. Game: Race. The pupils are divided into 2 groups, and so is the white/black board. Teacher writes times on both sides of the board and when he/she shouts a time, a member of each team has to run to the board to erase the proper time.
3. Game: Pairs
4. Worksheet (from "Developping French - Livre 3" p40)

	Il est deux heures		Il est deux heures cinq
	Il est trois heures dix		Il est deux heures et quart
	Il est deux heures et demie		Il est trois heures moins vingt
	Il est trois heures moins le quart		Il est huit heures moins dix
	Il est onze heures vingt-cinq		Il est quatre heures moins vingt-cinq

Lesson 18

Out comes:

- talk about the school day and week
- say the names of the rooms in a school
- ask and say where someone is

Vocabulary:

L'école

Une classe

Un couloir

Une cantine

Une cuisine

Une bibliothèque

Un bureau

Une salle d'informatique

Un cours

La récréation

School

A classroom

a corridor

a canteen

a kitchen

a library

an office




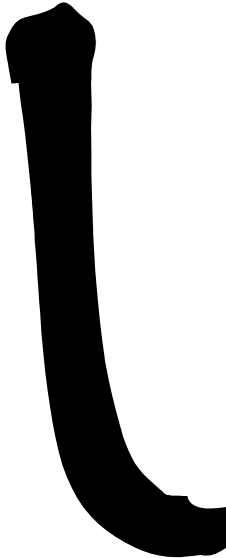
a computer room


a class

break

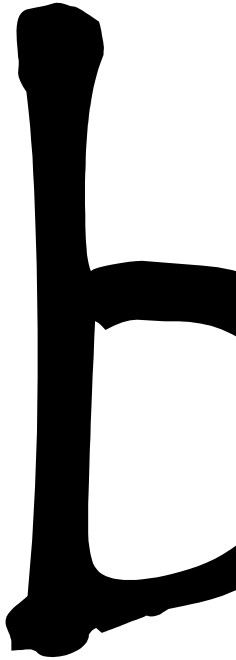
Lesson

1. Revision of previous lesson (time)
2. Introduction of the vocabulary (flashcards)
3. Game: pairs
4. Project: draw a plan of the school and label in French

	<p>Une classe</p>		<p>Un couloir</p>
	<p>Une cantine</p>		<p>Une cuisine</p>
	<p>Une bibliothèque</p>		

			
--	--	--	---

--	--	--	--




			
--	--	--	---

			l
--	--	--	---

			r
--	--	--	----------

			e
--	--	--	---

			۲
--	--	--	---

			U
	Une salle d'informatique		Un cours
	La récréation		



















Lesson 19

Out comes:

name common fruit and vegetables

name common items of food

say what I am eating

Vocabulary:

La nourriture

Le jambon

Le poulet

Un sandwich

Un sandwich au jambon

Une pizza

les frites

une saucisse

une salade

une salade des fruits

Une glace à la fraise

Une glace au chocolat

Un gâteau

Un yaourt

Un bonbon

Les chips

Le chocolat

Une carotte

Les pommes de terre

Le riz

Le poisson pané

Une tomate

Je voudrais

J'ai faim

Food

ham

chicken

a sandwich

a ham sandwich

a pizza

chips

a sausage

a salad

a fruit salad

a strawberry ice cream

a chocolate ice cream

a cake

a yoghurt

a sweet

crisps

chocolate

a carrot

potatoes

rice

fried fish

a tomato

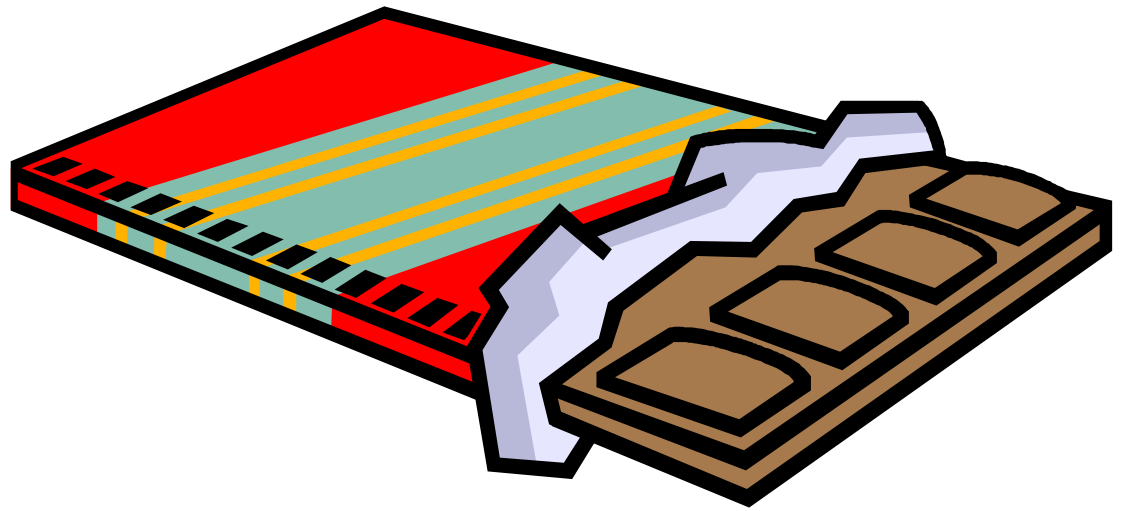
I would like

I am hungry

Lesson

1. Revision of previous lesson (school)
2. Introduction of the vocabulary (flashcards)
3. Game: pairs
4. Worksheet ("Developing French livre deux" p 33-37)
5. Role Play: Chez le marchand (kids to play buying food in French)










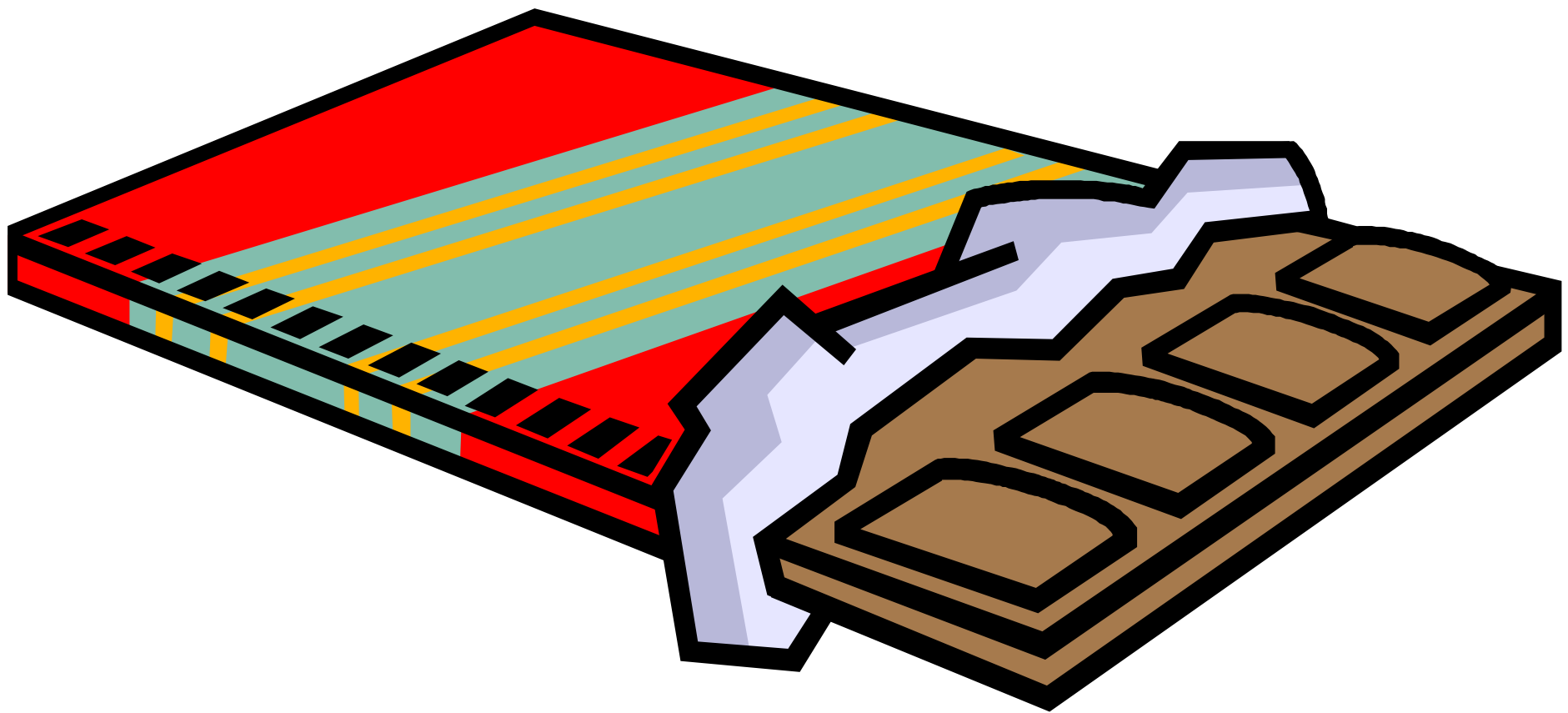





























































Le jambon		une salade	
Le poulet		Une tomate	
Un sandwich		Une glace à la fraise	
Un sandwich au jambon	 	Une glace au chocolat	
Une pizza		Un gâteau	
les frites		Un yaourt	
une saucisse		Un bonbon	

Les chips		Les pommes de terre	
Le chocolat		Le riz	
Une carotte		J'ai faim	

Lesson 20

Out comes:

- name common drinks
- say what I am drinking
- say what I like/dislike drinking
- order from a menu

Vocabulary:

Les boissons

Un jus d'orange
Un jus de pomme
Un coca
Une limonade
Une eau minérale
Un thé
Un café
Un chocolat chaud
Je voudrais
J'ai soif

Drinks

an orange juice
an apple juice
a coke
a lemonade
a mineral water
a tea
a coffee/café
a hot chocolate
I would like
I am thirsty

Ce que j'aime et n'aime pas

J'adore
Je déteste
J'aime
Je n'aime pas
Tu aimes
Il/Elle aime


Likes and Dislikes

I love
I hate
I like
I don't like
you like
he/she likes

Lesson

1. Revision of previous lesson (food)
2. Introduction of the vocabulary (flashcards)
3. Game: pairs
4. Worksheet ("Developping French: Livre deux" p 33-37)
5. project: kids to design a restaurant/bistrot menu and practice a role play.





















J'ai soif		Un jus de pomme	
Un jus d'orange		Un chocolat chaud	
Un coca		Un thé	
Une limonade		Un café	
Une eau minérale			

Lesson 21

Out comes:

follow instructions

name common body parts

Vocabulary:

Le corps

Une tête

Les épaules

Un genou

Un pied

Les yeux

Une oreille

Une bouche

Un nez

Un bras

Une jambe

Une main

Montrez-moi

Touchez le nez

La gymnastique

En haut

En bas

À gauche

À droite

vite

lentement

Je cours

Courez!

Je saute

Sautez!

Je danse

Dancez!

Je marche

Marchez!

Arrêtez!

Continuez!

The body

a head

shoulders

a knee

a foot

eyes

an ear

a mouth

a nose

a arm

a leg

a hand

show me

touch your nose

Gymnastics

up

down

left

right

fast/quickly

slow/slowly

I run

Run!

I jump

jump!

I dance

Dance!

I walk

walk!

Stop!

Continue

Lesson

1. Revision of previous lesson (drinks)
2. Introduction of the vocabulary (pointing at body part)
3. Song: Tête, épaules genoux pieds.
4. game: pairs
5. Worksheet ("Developing French Livre deux " p 11-17)

Lesson 22

Out comes:

say the names of sports/ games

say which I like/dislike



say which I play

Vocabulary:

les sports	Sports
Un sport	A sport
La gymnastique	Gymnastics
La danse	dancing
Le tennis	Tennis
Le football	Football
Le rugby	Rugby
La natation	Swimming
L'équitation	Horse Riding
Le ski	Skiing
Le surf	Surfingj
Le badminton	Badminton
Le volley	Volleyball
La piscine	A swimming pool
J'aime la danse	I like dancing
J'adore	I adore
Je préfère	I prefer
Je déteste	I hate
Je n'aime pas	I don't like
Tu aimes le sport	Do you like sport?
Tu aimes le rugby	Do you like rugby?
Il/Elle aime	He/She likes.....


Lesson

1. Revision of previous lesson ()
2. Introduction of the vocabulary (flashcards)
3. Miming game
4. Game: pairs game
5. Worksheet (Developping French livre trois p 32-33-34-35)

La gymnastique		Le rugby	
La danse		La natation	
Le tennis		L'équitation	
Le football		Le ski	
Le surf		Le badminton	
Le volley			
























Lesson 23

Out comes:

describe my height, hair and eyes
describe other people

Vocabulary:

les descriptions	Descriptions
Grand(e)	tall
Petit(e)	small
De taille moyenne	Medium height
Les yeux	eyes
Les cheveux	hair
Blond(s)	blond
Roux	ginger
Brun(s)	brown (for hair only)
Marron	brown (for eyes)
J'ai les cheveux blonds	I have blond hair
Tu as les yeux bleus	You have blue eyes
Je suis grand	I'm tall (boy)
Je suis grande	I'm tall (girl)

Lesson


1. Revision of previous lesson (Sports)
2. Revision of colours
3. Introduction of the vocabulary (Flashcards)
4. Game: *Guess Who?*

Vocabulary necessary for the game:

Est-ce un home/une femme?	It is a man/a woman?
A-t-il...	Does he have...
A-t-elle...	Does she have...
Un chapeau	A hat
Une moustache	A moustache
Une barbe	A beard
Des lunettes	glasses

5. Worksheet developing French livre deux p27













119914617ML

Alfred



Frederick



Bernard



Bill



Paul



Betty



Albert



Herman



Maria



Holly



Victor



Sarah



Eric



Hans



Max



Roger



Luke



Sally



Frank



Anita



Mario



Charles



Robert



Joe

Lesson 24

Out comes:

- name common items of clothing
- say what colour they are
- say what I wear at home /at school
- describe what others are wearing

Vocabulary:

Les vêtements

Un pull
Un pantalon
Un jean
Une jupe
Une robe
Un tee-shirt
Une chemise
Des chaussettes
Une chaussure
Des baskets
Un chapeau
Un blouson
Un pyjama
Un maillot de bain
Des gants
Des lunettes
Je porte...
Tu portes...
Il/Elle porte

Clothing

A sweater
A pair of trousers
Jeans
A skirt
A dress
A T-shirt
A Shirt
Socks
A shoe
Trainers
A hat
A jacket
Pajamas
Swimming costume/trunks
Gloves
A pair of glasses
I'm wearing
You are wearing...
He/She is wearing

Lesson

1. Revision of previous lesson (physical description)
2. Revision of colours
3. Introduction of the vocabulary (flashcards)
4. Pairs game
5. Game: Dans ma valise, il y a...
6. Worksheet "Developping French Livre 2" p 25-26

Un pull		Une robe	
Un pantalon		Un tee-shirt	
Un jean		Une chemise	
Une jupe		Des chaussettes	
Une chaussure		Un blouson	
Des baskets		Un chapeau	
Un pyjama		Un maillot de bain	
Des gants		Des lunettes	





































Lesson 25

Out comes:

say how I am feeling

ask someone how they are feeling

Vocabulary:

les sentiments

Chaud(e)

Froid(e)

Content(e)

Fatigué(e)

Malade

Fâché(e)

Je suis fatigué(e)

Tu es fâché(e)

La soif

J'ai soif

La faim

J'ai faim

J'ai le cafard

Feelings

hot

cold

happy/pleased

tired

ill

angry

I am tired

You are angry

thirst

I'm thirsty










hunger

I'm hungry

I'm fed up

Lesson

1. Revision of previous lesson (clothes)
2. Introduction of the vocabulary (flashcards)
3. Game: Pairs
4. Essay writing

J'ai chaud		Je suis fatigué(e)	
J'ai froid		Je suis malade	
Je suis content(e)		Je suis fâché(e)	
J'ai soif		J'ai le cafard	
J'ai faim			





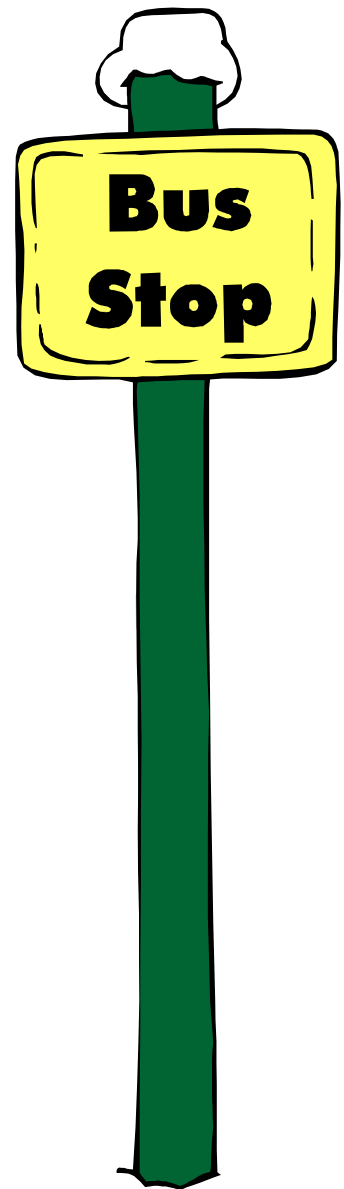














Lesson 26

Out comes:

Writing a letter

Vocabulary:

demander des informations

Qu'est-ce que tu as?

Comment t'appelles-tu?

Tu as quel âge?

Où habites-tu?

Tu as des frères ou des sœurs?

Tu as un animal?

Quel est ton sport préféré?

Tu es de quelle nationalité

Écrire une lettre

Cher.../Chère...

Amitiés

Un correspondant

Une correspondante

Une lettre

Une adresse

Une photo

Getting informations

What is wrong?

What is your name?

How old are you?

Where do you live?

Do you have any brothers or sisters?

Do you have any pets?

What's your favourite sport?

What nationality are you?

Writing a letter

Dear

Best wishes

A penfriend (male)

A penfriend (female)

A letter

An address

A photo

Lesson

1. Revision of previous lesson (feelings)
2. Make up a dialogue using the questions of the vocabulary
3. Interview of the kids. Recorded?
4. Write an account about another person. (She/she is called..., he/she lives in...)